

Quadrature Hybrid 175 - 350 MHz

JH-136/JHS-136

V2.00

Features

- Fully Hermetic Package
- Octave Bandwidth
- Low VSWR - 1.2:1 Typical

Guaranteed Specifications* (From -55°C to +85°C)

Frequency Range	175-350 MHz
Insertion Loss (Less coupling)	0.5 dB Max**
Isolation	20 dB Min
Amplitude Balance	0.75 dB Max
VSWR	1.3:1 Max
Deviation from Quadrature	4° Max

Operating Characteristics

Impedance	50 Ohms Nominal
Input Power	4 Watts Max @ 25°C; Derated to 1 Watt @ 85°C
Environmental	MIL-STD-202 screening available.
Pin Configuration	A; P1, B; P2, C; P4, D; P3 All other pins are ground

*All specifications apply with 50 ohm source and load impedance.
**Average of coupled outputs less 3 dB.
This product contains elements protected by United States Patent Number 3,484,724.

Phasing Diagram

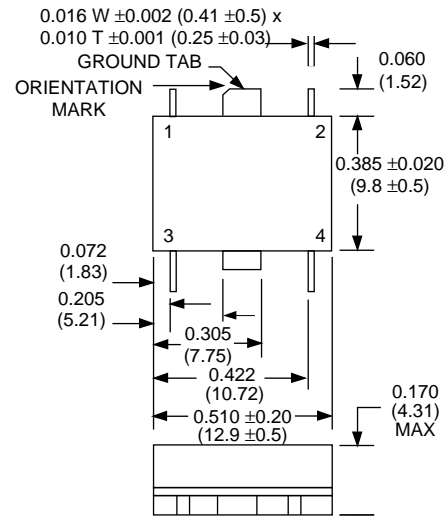
OUT \ IN	A	B	C	D
A	X	ISO	0°	-90°
B	ISO	X	-90°	0°
C	0°	-90°	X	ISO
D	-90°	0°	ISO	X

Ordering Information

Model	Package
JHS-136 PIN	SF-1 Surface Mount
JH-136 PIN	FP-2 Flat Pack

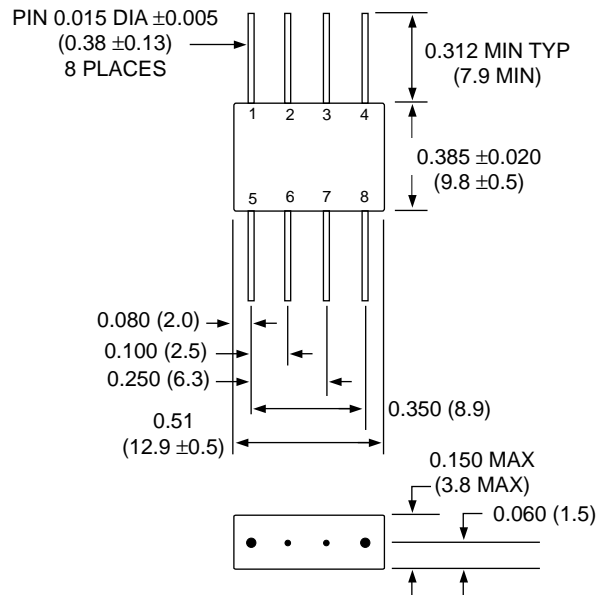
Specifications Subject to Change Without Notice.

SF-1



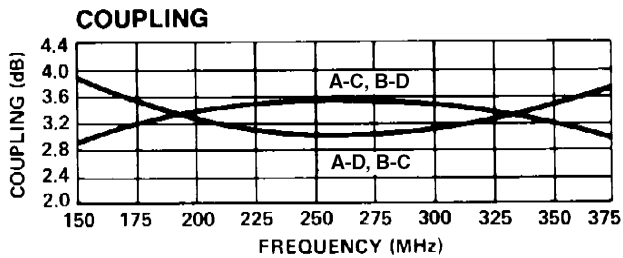
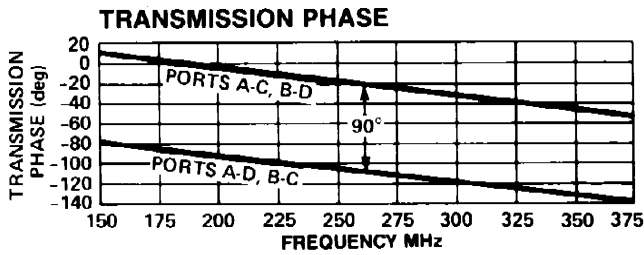
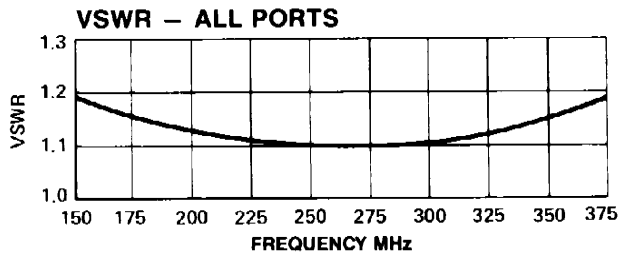
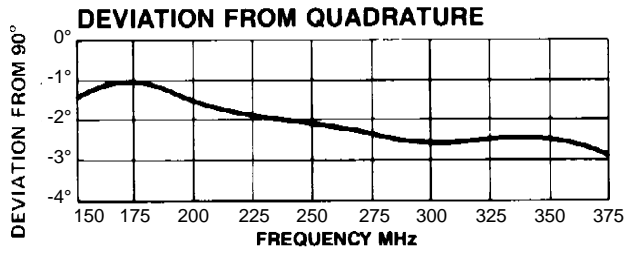
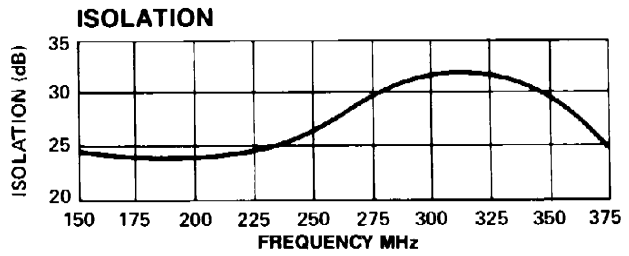
Dimensions in () are in mm.
Unless Otherwise Noted: .xxx = ± 0.010 (.xx = ± 0.25)
.xx = ± 0.02 (.x = ± 0.5)
WEIGHT (APPROX.): 0.07 OUNCES 2 GRAMS

FP-2



Dimensions in () are in mm.
Unless Otherwise Noted: .xxx = ± 0.010 (.xx = ± 0.25)
.xx = ± 0.02 (.x = ± 0.5)
WEIGHT (APPROX.): 0.09 OUNCES 2.5 GRAMS

Typical Performance



Specifications Subject to Change Without Notice.